



3528 PLCC LED Selector Guide


Standard Brightness (not recommended for new designs, please use High Bright AllnGaP types)

Series	Size mm LxWxH	Emitted Colour	Wavelength λD(nm)	Intensity Iv (mcd)	Viewing Angle 2θ½	Part No.
SC21	 3.5x2.8x1.85	Red	625	28	120	SC21RG10JS-LM2-1
		Super Red	640	70	120	SC21HG10JS-NP2-1
		Green	570	45	120	SC21GG10JS-MN2-1
		Yellow	587	28	120	SC21YG10JS-LM2-1

Ultra Bright

Series	Size mm LxWxH	Emitted Colour	Wavelength λD(nm)	Intensity Iv (mcd)	Viewing Angle 2θ½	Part No.
SLM-1311	 3.5x2.8x1.9	Red	630	850	110	SLM-1311-HRKC-X2
		Ultra Green	520	1800	110	SLM-1311-UGKC-X2-D
		Yellow	595	700	110	SLM-1311-HYKC-X2
		Cyan	505	800	110	SLM-1311-UGKC-X2-G
		Blue	465	350	110	SLM-1311-BXKC-X2

High Bright AllnGaP


Series	Size mm LxWxH	Emitted Colour	Wavelength λD(nm)	Intensity Iv (mcd)	Viewing Angle 2θ½	Part No.
SC21/ Lx9553	 3.5x2.8x1.9	Red	625	355	120	SC21RA09JS-ST1-1
		Ultra Red	625	715	120	SC21RN12JS-T2U-1
		Ultra Red	625	1250	120	LUEL9553-A01
		Super Green	572	180	120	SC21GA09JS-QR2-1
		Yellow	587	450	120	SC21YA09JS-ST2-1
		Ultra Yellow	587	900	120	SC21YN12JS-UV1-1
		Ultra Yellow	590	1250	120	LUY9553R-A03
		Amber	615	450	120	SC21AA09JS-ST2-1
		Orange	605	450	120	SC21OA09JS-ST2-1

InGaN


Series	Size mm LxWxH	Emitted Colour	Wavelength λD(nm)	Intensity Iv (mcd)	Viewing Angle 2θ½	Part No.
SC21	3.5x2.8x1.9	Ultra Green	525	1800	120	SC21TS12JS-VW2-1
		Blue	470	450	120	SC21BS12JS-ST2-1
		White**	-	9 lm Typ	120	OH3528xx

** White options available in various colour temperature CCT from 2700 – 7000K. Please also consider Medium Power 2835 size.

Black Face for High Contrast applications

Series	Size mm LxWxH	Emitted Colour	Wavelength λD(nm)	Intensity Iv (mcd)	Viewing Angle 2θ½	Part No.
Lx9553- SB	 3.5x2.8x1.8	Super Red	625	1250	120	LURF9553S-SB-A01
		Orange	605	250	120	LSEF9553-SB
		Ultra Green	525	1600	120	LDGM9553-SB
		Yellow	590	1600	120	LUY9553R-SB-A04
		Cyan	505	650	120	LDGL9553-SB
		Blue	470	800	120	LDBK9553-SB
		White	-	2600	120	LWK9553-SB-A02

Reverse Gullwing

Series	Size mm LxWxH	Emitted Colour	Wavelength λD(nm)	Intensity Iv (mcd)	Viewing Angle 2θ½	Part No.
SC21	 3.5x2.8x1.9	Super Red	625	180	120	SC21SA09RS-QR2-1
		Super Green	570	180	120	SC21GA09RS-QR2-1
		Ultra Green	525	1125	120	SC21TS12RS-UV2-1
		Yellow	587	355	120	SC21YA09RS-ST1-1
		Blue	470	450	120	SC21BS12RS-ST2-1
		White	-	900	120	SC21WIMBRD-UV1-1

This selector is for guidance only, please contact our office for the latest detailed specifications
Specifications may be subject to change without notice.

Plus Opto Ltd

B13, Derwent Court, William Way, Moss Ind. Est. Leigh WN7 3PT

Tel: 01942 671122

Fax: 01942 671133

E: sales@plusopto.co.uk

W: www.plusopto.co.uk

3528 PLCC LED Selector Guide

Bicolour

Series	Size mm LxWxH	Emitted Colour	Wavelength λD(nm)	Intensity Iv (mcd)	Viewing Angle 2θ½	Part No.
67-22	 3.5x2.7x1.9	Red	626	285	120	67-22/R6Y2C-B31/2T
		Yellow	590	285		
		Red	625	140	130	67-22/R6G6C-B09/2T
		Super Green	570	90		
		Red	632	225	120	67-22/R6BHC-B07/2T
		Blue	468	225		
		Yellow	589	120	120	67-22/UYSYGC/S530-A5/TR8
		Super Green	573	80		

This selector is for guidance only, please contact our office for the latest detailed specifications
Specifications may be subject to change without notice.

Plus Opto Ltd

B13, Derwent Court, William Way, Moss Ind. Est. Leigh WN7 3PT

Tel: 01942 671122 Fax: 01942 671133 E: sales@plusopto.co.uk W: www.plusopto.co.uk